File No.	529	SHEET	1/1

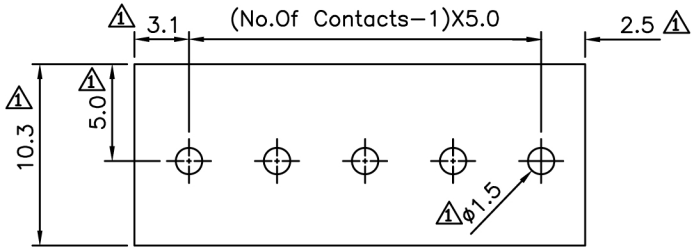

P.C.B. Layout

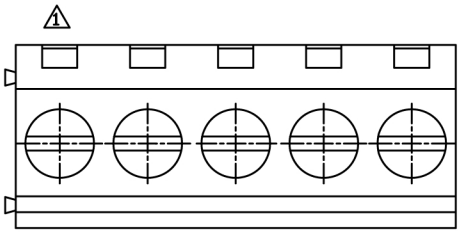

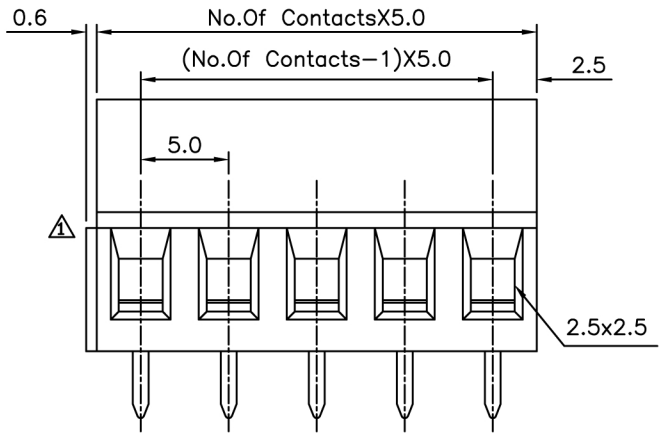

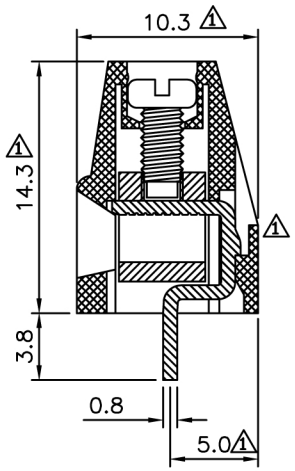

SPECIFICATION

1. Voltage Rating:250V AC
   Current Rating:10Amps/Way Max
   Contact Resistance:20Milliohms Max
   Insulation Resistance:5000Megohm 1000V
   Withstanding Voltage:1500V AC(1Min) Test Time=1Minute/1Pcs
   Wire Range:12−22AWG
   Torque:4Kgf.cm/M2.5
   Operating Temperature:−40°C~+120°C
   Soldring Reliability:
   Test Temperature=250°C±10°C/5Seconds Max
   Contact(Metal Housing):Zinc Die Casting
   Terminal Screw:Steel Galvanized And Achromatized
   Nickel Plated
   Solder Pin:Brass With Tin Plated
   Insulator Body(Housing):Polyamide(Glass Filled)(UL94V−0)
   RoHS Compliant

AUSTONE

CATEGORY		APPROVED BY	MEI
PART No.	AUTB-N02B	CHECKED BY	HZF
DRAWING No.	AUTB-N02B	DRAWING BY	JLT
SCALE	NONE	REV.	A1

UNLESS OTHERWISE SPECIFIED
TOLERANCES ARE
X. ±0.50
.X ±0.30
.XX ±0.20
.XXX ±0.15
ANG: ±5°
UNIT mm

NO.	REV.	REVISIONS	CHK	DATE
1	A1	MODITY DATA	HZF	01/26/2008
0	A0	NEW RELEASE	HZF	01/24/2008